


Knitting Pattern: Premature To Newborn Baby Ribbed Hat

Are you an expecting parent or a loved one searching for the perfect knitting pattern for your little one's winter wardrobe? Look no further! In this article, we will guide you through the process of knitting a beautiful ribbed hat for premature to newborn babies. This pattern is not only adorable but also functional, keeping your baby cozy and warm during the colder days.

Knitting is not only a relaxing and creative hobby but also a wonderful way to express your love for your little bundle of joy. Handmade items hold a special place in our hearts and create a connection between generations. So, let's begin this delightful knitting journey and learn how to create a fabulous ribbed hat for your precious little one.

The Importance of a Ribbed Hat for Premature to Newborn Babies

When it comes to premature or newborn babies, maintaining their body temperature is crucial. Their small bodies are not yet equipped to regulate temperature efficiently. Therefore, it becomes essential to provide them with extra protection from the elements, especially during the colder months.



Knitting Pattern: Premature to Newborn Baby Ribbed

Hat by Taka Reuen(Kindle Edition)

★★★★☆ 4.1 out of 5

Language : English

File size : 4812 KB

Text-to-Speech : Enabled

Screen Reader : Supported

Enhanced typesetting : Enabled

Print length : 10 pages
Lending : Enabled



A ribbed hat is an ideal choice for premature to newborn babies. The ribbing provides extra stretch and ensures a snug fit, keeping their delicate heads warm and safe from chilly gusts of wind. This simple yet versatile accessory is a must-have in your baby's wardrobe, offering both comfort and style.

Materials Needed

Before we dive into the step-by-step instructions, let's gather all the necessary materials:

- Soft and gentle baby yarn (choose your favorite color)
- Knitting needles (size: 3.5mm or as per your preference)
- Stitch markers
- Darning needle
- Scissors

Step-by-Step Instructions: Knitting the Ribbed Hat

Follow these instructions carefully to create a perfect ribbed hat for your baby:

1. Cast on 64 stitches using your chosen yarn and knitting needles.
2. Place a stitch marker to indicate the beginning of the round.

3. Work in a K2, P2 ribbing pattern for 1 inch (2.5 cm).
4. Continue in the K2, P2 ribbing pattern for a total of 4 inches (10 cm).
5. Next, decrease the stitches in each round to shape the crown of the hat. You can use the knit two together (K2tog) decrease method.
6. Continue decreasing until you have 8 stitches remaining.
7. Cut the yarn, leaving a long tail. Thread the tail through a darning needle and slip the needle through the remaining stitches. Secure the stitches by pulling the tail tightly.
8. Weave in any loose ends with the darning needle.

And there you have it! Your beautiful ribbed hat is complete and ready to be worn by your precious little one.

Personalize Your Ribbed Hat

Once you have mastered the basic ribbed hat pattern, feel free to get creative and add your personal touch. You can experiment with different colors, add pom-poms, or even incorporate adorable embellishments such as bows or buttons. Let your imagination run wild and design a unique hat that reflects your baby's personality.

Knitting a ribbed hat for your premature to newborn baby is a fulfilling and rewarding experience. It not only provides warmth and comfort but also allows you to show your love and care through a handmade, one-of-a-kind item. Your little one will surely cherish this precious gift for years to come.

So, grab your knitting needles, gather your materials, and embark on this exciting journey of knitting a ribbed hat for your bundle of joy. Happy

knitting!



Knitting Pattern: Premature to Newborn Baby Ribbed

Hat by Taka Reuen (Kindle Edition)

★★★★☆ 4.1 out of 5

Language : English

File size : 4812 KB

Text-to-Speech : Enabled

Screen Reader : Supported

Enhanced typesetting : Enabled

Print length : 10 pages

Lending : Enabled



This sweet little knitting pattern is for a tiny premature baby to newborn hat in 4 different sizes, using wonderfully soft 4ply (UK) knitting yarn. I created it because I wanted to make tiny baby clothes that were practical as well as beautiful for premature babies. The yarn is machine washable acrylic and the fabric is a stretchy rib (the border can be turned up to make for the perfect fit for baby) and features a delicate little lace cast off. The hats are knitted in the round using 3mm double pointed needles so there are no bumpy seams that could irritate delicate skin.

This design uses 4 ply (UK) yarn which is really soft to the skin as well as machine washable. 3mm dpns are required. It is written using English terms.

Sizes:


1½lb – 2lb baby; circumference 8½”

2lb – 4lb baby; circumference 10”

4lb – 6lb; circumference 12”


6lb – 8lb; circumference 14”

It would make a lovely set to donate to your local NICU unit.



Taking Pride Maria Baes: Embracing Individuality and Celebrating Diversity

When it comes to self-expression and embracing our true selves, there is perhaps no better advocate than Maria Baes. With her captivating persona and unapologetic approach to...



The Red Well Western Trio: Experience the Authentic Wild West Adventure

Are you looking for an exhilarating escape to the untamed Wild West? Look no further than The Red Well Western Trio! Brace yourself for an unforgettable journey back in time...



The Mesmerizing Colors of Black Hills Fall: Experience the Enchanting Beauty of October

As the warm days of summer fade away, nature gifts us with a spectacular display of colors in the month of October. There are few places on earth that rival the breathtaking...



No Romance Nhb Modern Plays: An Unconventional Exploration of Modern Love

Love has always been a predominant theme in literature and the performing arts. From Shakespearean tragedies to classic romantic novels, the exploration of love has...



Shunned Seal Team Disavowed: Unraveling the Secrets of Elite Warfare

When it comes to the world of covert operations, there is a group that goes beyond the ordinary, pushing the boundaries of what is deemed possible. The...



The Enthralling Journey of Grimstone Croft and Wesson Adventure Croft Wesson

Are you ready to embark on an extraordinary adventure filled with thrilling twists and heart-stopping turns? Join us as we delve into the magical world of Grimstone Croft and...



Married Struggle Varsity - Unlocking the Secrets for a Happy Marriage

Marriage is a beautiful journey that two individuals embark on, vowing to support and cherish each other through thick and thin. However, this journey is not free...



Dragons Vs Elves Vs Humans Coming Of Age Fantasy Beyond The Realm

Once upon a time, in a realm beyond our own, a magnificent tale unfolded. Within this world, dragons soared in the skies, elves protected the enchanting forests, and humans...